


▶ EMT Connector Set Screw Type

Standard: UL 514B and C22.2 No. 18.3-12

Material: Steel

Application: for use to bond EMT to a box or enclosure



EVT#	Trade Size	Shelf QTY	Master QTY	Dim A (inch)	Dim B (inch)
631S	1/2"	100	400	1.378	0.722
632S	3/4"	50	200	1.457	0.961
633S	1"	15	150	1.614	1.185
634S	1-1/4"	1	120	2.205	1.541
635S	1-1/2"	1	120	2.283	1.785
636S	2"	1	75	2.559	2.217
637S ::	2-1/2"	1	12	3.425	2.917
638S ::	3"	1	12	3.740	3.550
640S ::	4"	1	6	4.134	4.550


:: for EMT, IMC and Rigid

▶ EMT Coupling Set Screw Type

Standard: UL 514B and C22.2 No. 18.3-12

Material: Steel

Application: for use to couple two ends of EMT



EVT#	Trade Size	Shelf QTY	Master QTY	Dim A (inch)	Dim B (inch)
641S	1/2"	100	400	1.614	0.722
642S	3/4"	50	200	1.811	0.961
643S	1"	25	100	2.126	1.185
644S	1-1/4"	1	100	2.874	1.541
645S	1-1/2"	1	80	3.071	1.785
646S	2"	1	50	3.189	2.217
647S ::	2-1/2"	1	12	3.937	2.917
648S ::	3"	1	12	4.331	3.550
650S ::	4"	1	6	4.724	4.550


:: for EMT, IMC and Rigid

▶ EMT Connector Compression Type

Standard: UL 514B and C22.2 No. 18.3-12

Material: Steel

Application: for use to bond EMT to a box or enclosure



EVT#	Trade Size	Shelf QTY	Master QTY	Dim A (inch)	Dim B (inch)
651S	1/2"	1	300	1.748	0.722
652S	3/4"	1	250	1.800	0.961
653S	1"	1	200	2.000	1.185
654S	1-1/4"	1	75	2.760	1.541
655S	1-1/2"	1	75	3.000	1.785
656S	2"	1	50	3.190	2.217
657S ::	2-1/2"	1	12	3.878	2.818
658S ::	3"	1	8	4.375	3.550
660S ::	4"	1	6	4.745	4.550

:: for EMT, IMC and Rigid